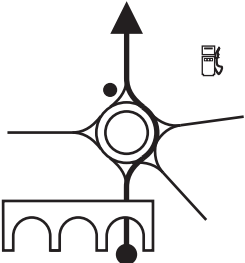
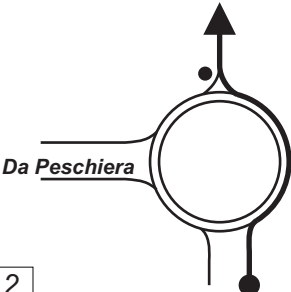
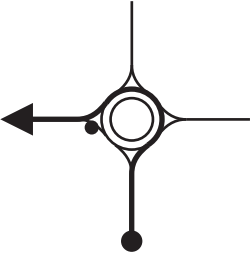
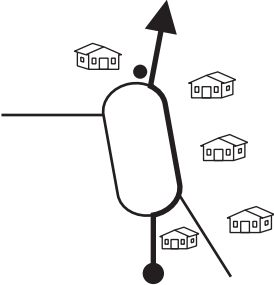
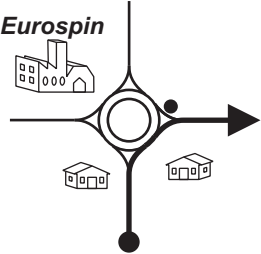
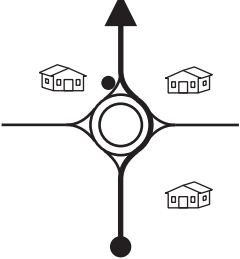

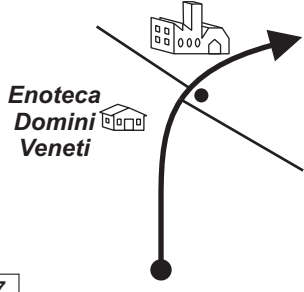

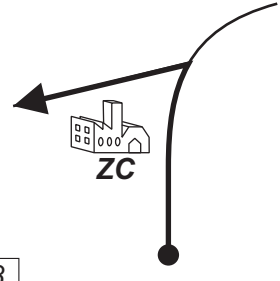


SETTORE Road sector	C.O. /T.C. <b>Affi - Uscita Autostrada</b>	DIST. Km. Distance Km	<b>7,29</b>
	C.O. /T.C. <b>Bardolino - Verifiche</b>	TEMPO IMP. Time allowed	.
		MEDIA Average	.

DISTANZA/Distance		DIREZIONE / Direction	INFORMAZIONI	DISTANZA
TOT.	PAR.	Senza indicazioni proseguire dritto Without indications go straight ahead	Informations	REGRESSIVA Distance to go
0,00	0,00		<b>USCITA AUTOSTRADA AFFI (A22)</b>  <ul style="list-style-type: none"> <li>• <span style="border: 1px solid black; padding: 2px;">Peschiera →</span></li> <li>• <span style="border: 1px solid black; padding: 2px;">Cavaion →</span></li> </ul>	7,29
0,40	0,40		<ul style="list-style-type: none"> <li>• <span style="border: 1px solid black; padding: 2px;">Torri d.B. →</span></li> <li>• <span style="border: 1px solid black; padding: 2px;">Caprino →</span></li> <li>• <span style="border: 1px solid black; padding: 2px;">Affi →</span></li> </ul>	6,89
0,75	0,35		<ul style="list-style-type: none"> <li>• <span style="border: 1px solid black; padding: 2px;">Lazise →</span></li> <li>• <span style="border: 1px solid black; padding: 2px;">Bardolino →</span></li> </ul>	6,54
1,68	0,93		<ul style="list-style-type: none"> <li>• <span style="border: 1px solid black; padding: 2px;">Verona →</span></li> </ul>	5,61
2,35	0,67		<ul style="list-style-type: none"> <li>• <span style="border: 1px solid black; padding: 2px;">Lazise →</span></li> </ul>	4,94

SETTORE Road sector	C.O. /T.C. <b>. Affi - Uscita Autostrada</b>	DIST. Km. Distance Km	<b>7,29</b>
	C.O. /T.C. <b>. Bardolino - Verifiche</b>	TEMPO IMP. Time allowed	.
		MEDIA Average	.

DISTANZA/Distance		DIREZIONE / Direction	INFORMAZIONI	DISTANZA
TOT.	PAR.	Senza indicazioni proseguire dritto Without indications go straight ahead	Informations	REGRESSIVA Distance to go
3,20	0,85			4,09
4,65	1,45			2,64
7,29	2,64			0,00
<p><b>Da qui inizia la zona industriale dove è consentito il parcheggio di furgoni e carrelli.</b>  <b>Per il ritiro radar e le verifiche entrare nell’Az. Agr. Guerrieri Rizzardi (più avanti sulla destra).</b>  <b>Ricordiamo che alle verifiche si accede SOLO con l’auto da gara e che i furgoni potranno essere parcheggiati solo in questa zona anche all’arrivo del Rally.</b>  <b>GRAZIE</b></p>				

JD